

THE BATTLE BORN RANGERS

WELCOMES YOU TO THE

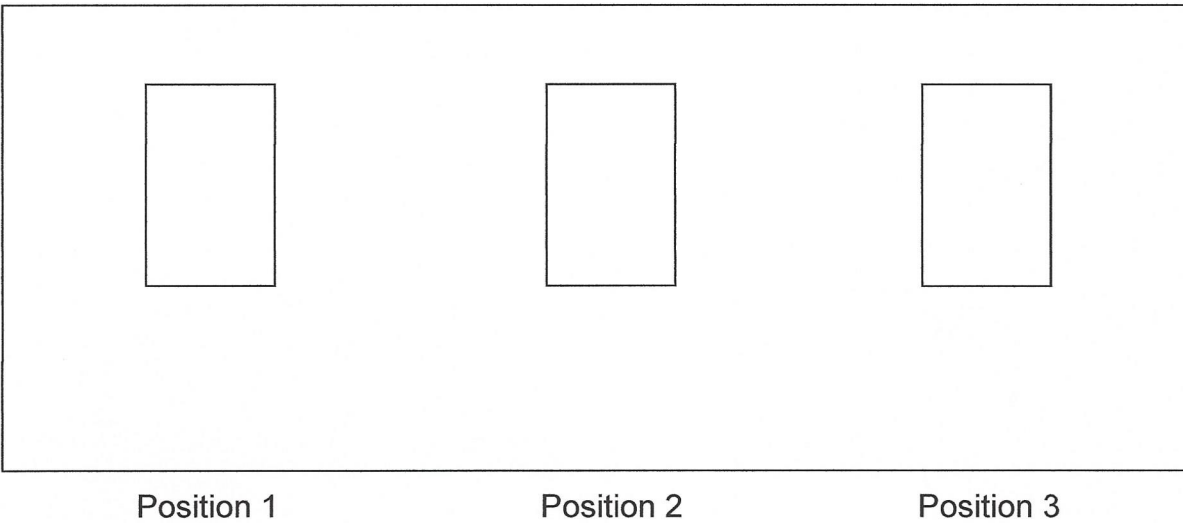
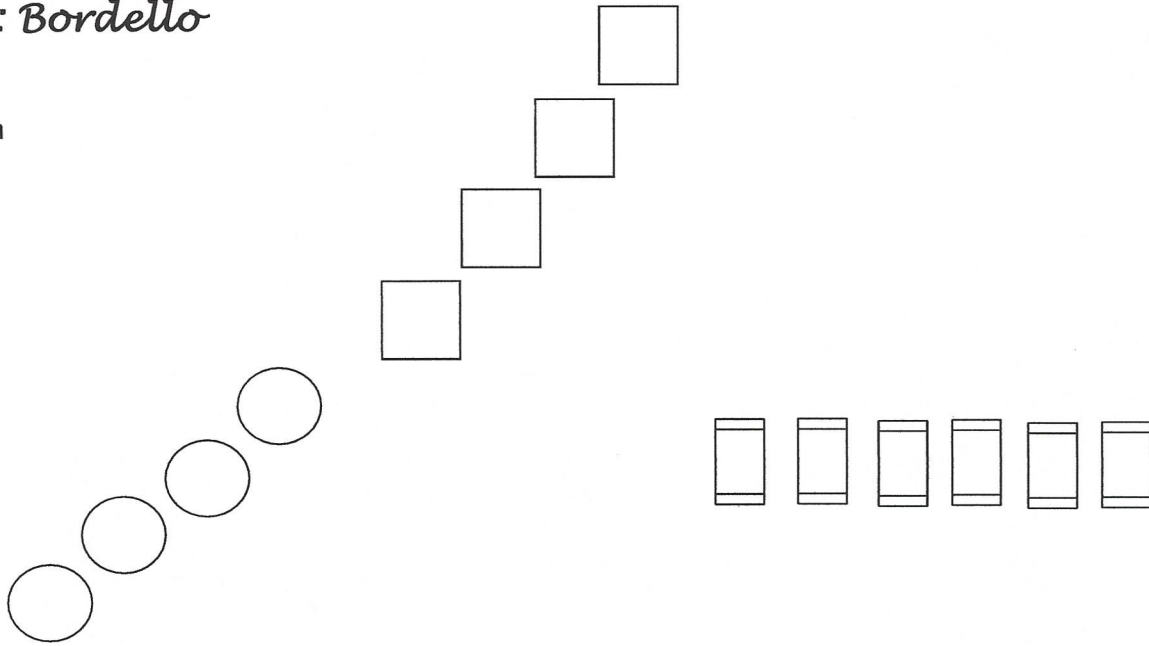
JANUARY 2020 WILD BUNCH MATCH

UNITED AS ONE

BATTLE BORN

Stage 1: Bordello

21 Pistol
7 Rifle
6 Shotgun



Start: Shooting position and gun order is shooters choice. Rifle and shotgun staged appropriately. Pistol loaded with 7 rounds holstered. Must use 3 shooting positions.

When ready say: ***“Them’s washers.”*** Wait for the buzzer.

On Signal:

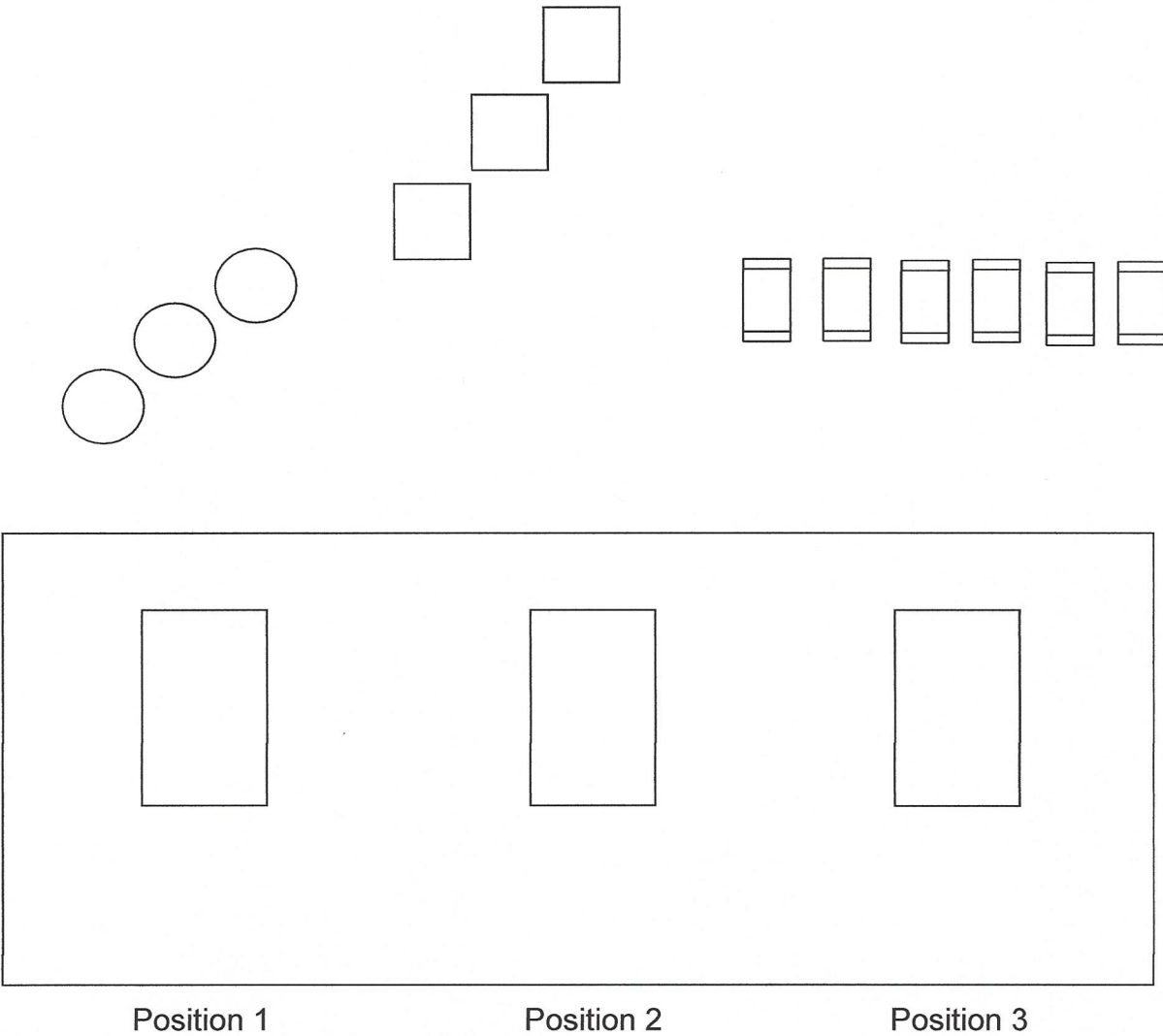
If Pistol: From Position 1, starting on either end, engage the P targets with a 1 - 7 - 7 - 6 sweep.

If Rifle: Place 7 rounds on targets.

If Shotgun: Engage shotgun targets in the following order: Outside, Outside, Center, Center. Then in any order the two remaining targets.

Stage 2: Bordello

- 28 Pistol
- 7 Rifle
- 6 Shotgun



Start: Shooting position and gun order is shooters choice. Rifle and shotgun staged appropriately. Pistol loaded with 7 rounds holstered. Must use 3 shooting positions.

When ready say: ***"When you side with a man, you stay with him."*** Wait for the buzzer.

On Signal:

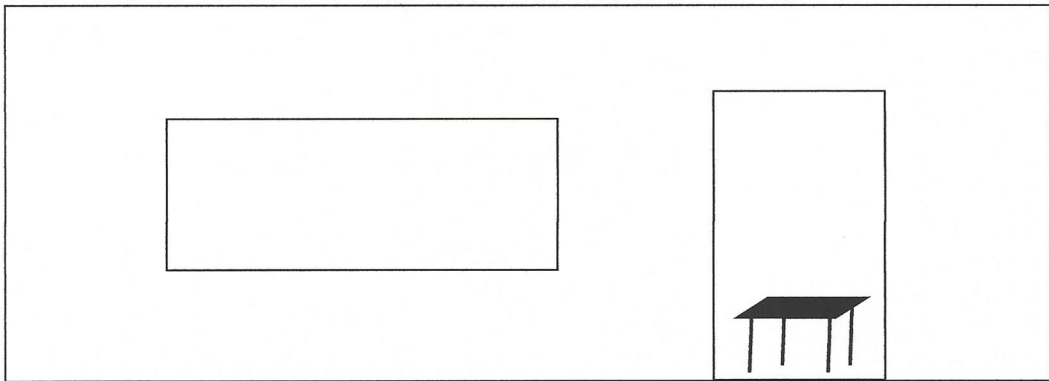

If Pistol: Starting on either end, engage the P targets with a continues Nevada Sweep in the following order: 2 - 3 - 4 - 3 - 2. Repeat instructions on R targets.

If Rifle: Starting on either end, engage the R targets with a continues Nevada Sweep in the following order: 1 - 2 - 1 - 2 - 1.

If Shotgun: Engage shotgun targets.

Stage 3: Restaurant

- 21 Pistol
- 7 Rifle
- 8+ Shotgun



Position 1

Position 2

Position 3

Start: Shooting position and gun order is shooters choice. Rifle and shotgun staged appropriately. Pistol loaded with 7 rounds holstered. Must use 3 shooting positions.

When ready say: ***"I'm tired of being hunted."*** Wait for the buzzer.

On Signal

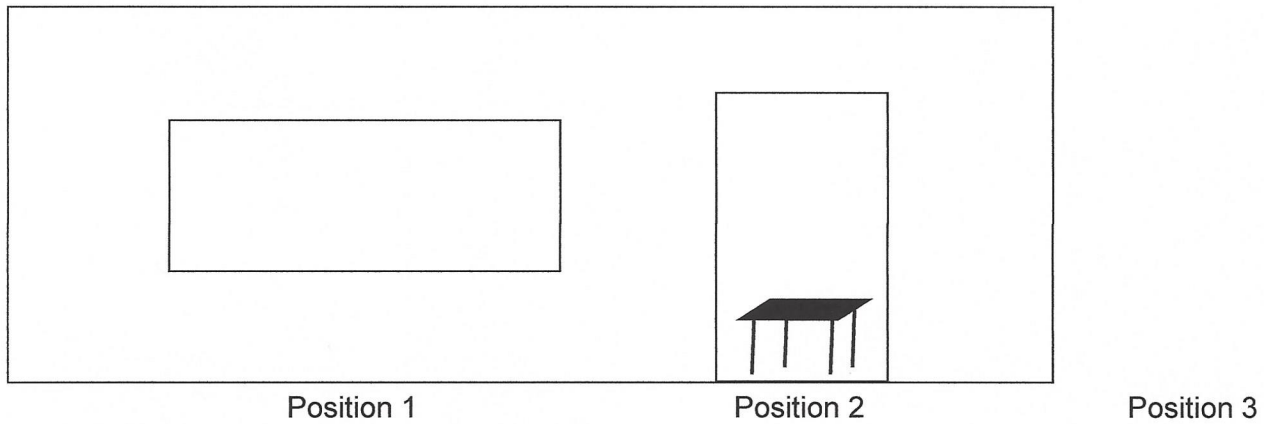

If Pistol: Starting on either end, engage P1 - P5 with a 2 - 4 - 2 - 4 - 2 sweep. Starting from either end, engage the R targets with a 1 - 2 - 1 - 2 - 1 sweep.

If Rifle: Engage R1 - R5 with same instructions as Pistol for R targets.

If Shotgun: Engage the cowboy poppers and 4 knockdowns in any order.

Stage 4: Restaurant

- 21 Pistol
- 7 Rifle
- 8 Shotgun



Start: Shooting position and gun order is shooters choice. Rifle and shotgun staged appropriately. Pistol loaded with 7 rounds holstered. Must use 3 shooting positions.

When ready say: ***“Come on you lazy bastard!”*** Wait for the buzzer.

On Signal

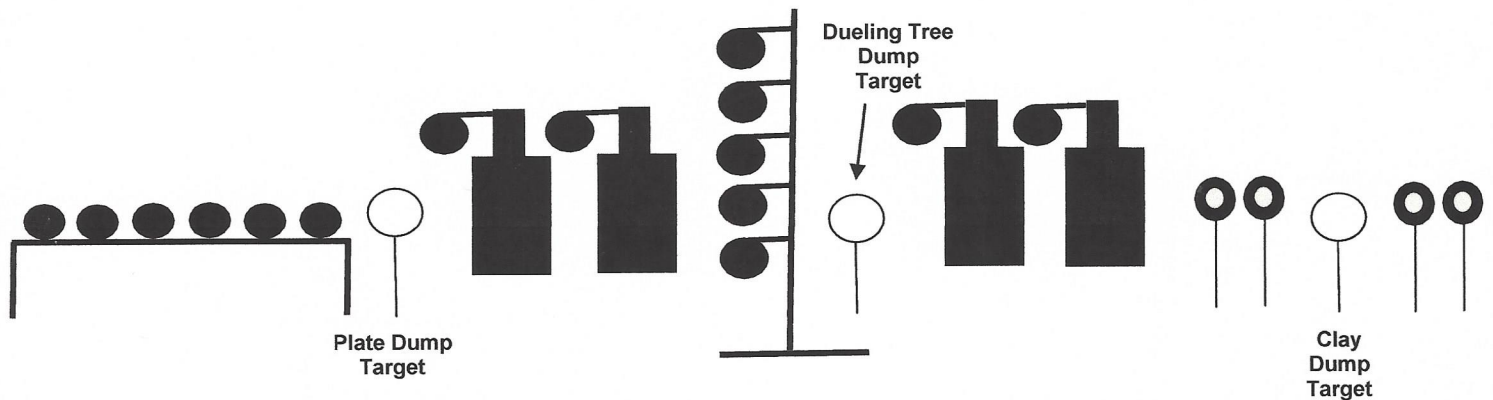
If Pistol: Engage P1 - P4 in the following order: 1, 2, 1, 3, 1, 4, 1. Repeat.
Engage R targets with same instructions as P targets (no repeat).

If Rifle: Engage R1 - R4 with same instructions as P targets.

If Shotgun: In any order, engage the cowboy poppers and 4 knockdowns. Misses on the clay birds may be made up by engaging the Dump Target one time for each clay bird missed.

Stage 5: Bonus Stage - Warm Weather Permitting

35 Pistol



Start: Using as many firing positions on the firing line as needed. Pistol loaded with 7 rounds holstered.

When ready say: ***"If they move - kill em!"*** Wait for the buzzer.

On Signal:

- Engage the Plate Rack until all plates are down. If a remaining round, place on Plate Dump Target.
- Engage two hostage takers with 1 round each, the two hostage heads with 1 round each and the hostage bodies with 1 round each. A miss on a hostage head may be made up by reengaging the hostage head missed.
- Engage the Dueling Tree. Plates must go at least half way around to count. Place any remaining rounds on Dueling Tree Dump Target
- Engage two hostage takers with 1 round each, the two hostage heads with 1 round each and the hostage bodies with 1 round each. A miss on a hostage head may be made up by reengaging the hostage head missed.
- Engage the 4 clay targets once each. Place remaining rounds on Clay Dump Target.